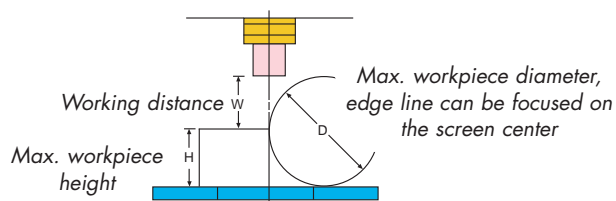


PROFILE PROJECTOR CV-PP300™

300mm screen projector with multi-function readout unit, printer and data output

- Top quality profile projector highly versatile and easy to operate
- Large travel range 150mm x 50mm (6"x 2") as standard
- Linear scale stage with 0.001mm resolution
- Fine ground glass screen for clear image with cross hairs
- Screen complete with cross hair lines and chart clips
- Built-in profile and surface illumination
- 10x, 20x, 50x, 100x projection lenses available
- Data output via RS-232 interface
- Display-readout unit CV-DC300 included in standard delivery



Projection capacity (unit mm)

Magnification	10x	20x	50x	100x
View field diameter	30	15	6	3
Working distance W	77.7	44.3	24.5	25.3
Max. workpiece height H	80	80	80	80
Max. workpiece diameter, edge line can be focused on the screen center D	160	130	55	60

Technical specifications

Stage XY travel range	150mm x 50mm (X x Y)
Stage Z-axis travel range	90mm
Stage effective glass size	196mm x 96mm
Stage dimensions	340mm x 152mm
Stage measuring device	Built-in linear scales
Stage resolution	0.001mm
Screen rotary range	312mm diameter, effective diameter 300mm
Digital angle display	0-360°
Angle resolution	0.01° or 1'
Functions	Zero set, ABS/INC selection, mm/inch selection, 1/2 calculation
Projection lens	10x, 20x, 50x, 100x (selection see options)
Magnification accuracy	Contour: ±0.1% or less Surface: ±0.15% or less
Contour illumination	Light source: 24V, 150W halogen lamp Method: Zooming telecentric illumination Function: 2-step brightness selection
Surface illumination	Light source: 24V, 150W halogen lamp Method: Vertical surface using half-transparent mirror
Filters light	Green, blue
Data output	RS-232 from counter
Printer	Integrated
Power supply	220V AC / 50-60Hz
Dimensions	780mm x 550mm x 1140mm
Weight	180kg

Standard delivery

- Projector unit
- CV-DC300 digital readout unit
- Shield
- Power cable
- Chart clips (4 pcs)
- Spare fuses 5A/3A
- Spare lamps 24V/150w
- Manual
- CV Instruments certificate

Optional accessories

- Projection lens 10x with half reflecting mirror
- Projection lens 20x with half reflecting mirror
- Projection lens 50x with half reflecting mirror
- Projection lens 100x with half reflecting mirror
- Rotary table 360°
- Swivel centre support
- Holder with clamp
- V-block with clamp
- Overlay charts
- Software pc for CV-PP300

READOUT UNIT CV-DC300 FOR PROJECTOR CV-PP300™

Readout unit with various geometrical calculation features

- Readout unit for profile projector CV-PP300
- XY axis and Q/Z zero axis and angle reading
- Point, Line, Circle various calculations
- Features 10 user programmes and 1000 steps of each programme
- Polarity/Cartesian coordinate transformation
- Segmented linear error correction
- RS-232 interface data output to pc or printer
- Foot switch or edge detector optional
- Power interrupted memory (100 data permanent)



Technical specifications

Display axis	X, Y, Q/Z axis, 7 digit with sign (Q/Z axis can be defined as linear axis or rotary encoder degree), CD 16 characters with back-light
Functions	
Measurement	Point, Line, Circle multiple point calculation
Preset	Point, Line, Circle, Distance, Angle
Construct	Point, Line, Circle, Distance, Angle
Intersection point	Line-Line, Line-Circle, Circle-Circle, Point-Line
Middle point	Point-Point, Point-Circle (central)
Line	Circle-Circle, Parallel line, Perpendicular line, Bisector Line
Circle	Distance Circle, Multiple Circle
Distance	Point-Point, Point-Line, Point-Circle, Line-Circle, Circle-Circle
Angle	Line-Line
Settings	Axis skew and original point setting
Program	10 user programs and 1000 steps p. program
Coordinates	Polarity/Cartesian coordinate transformation
Units	mm/inch
Reading	INC/ABS
Encoder correction	Linear and segmented, linear error correction, Encoder resolution setting
Data output	RS-232, 9P D-type female, <-5V(1), >+5V(0)
Printer interface	Centronix (15P), Centronix printer (optional)
Foot switch	Via external interface (optional) contact closure
Edge detector	Via external interface: TTL or isolated photo couple (optional)
Memory	STORE and RECALL (100 permanent/10 temporary), Power interrupted memory
Power	5.1V (DC), 2.5A
Scale signal	Quadruple TTL, 50 KHz (Max)
Dimensions	297mm x 184mm x 48mm
Weight	1360gr

Standard delivery

- CV-DC300 readout unit
- Data cables
- Power cable
- Manual
- CV Instruments certificate

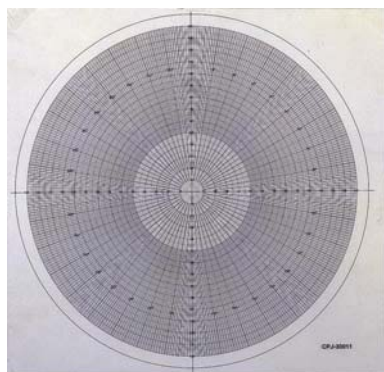
Optional accessories

- Support for mounting to CV-PP300
- Foot switch with cable
- Edge detector with cable
- External interface for foot switch and/or edge detector


PROFILE PROJECTOR CV-PP300™

Accessories


Charts




Microscale



Swivel support



Product clamp device



Rotary table



Colour filter



Objectives

